

INFORMATION FROM ORGANIZERS

K.Hayasaka for TAU2012 LOC

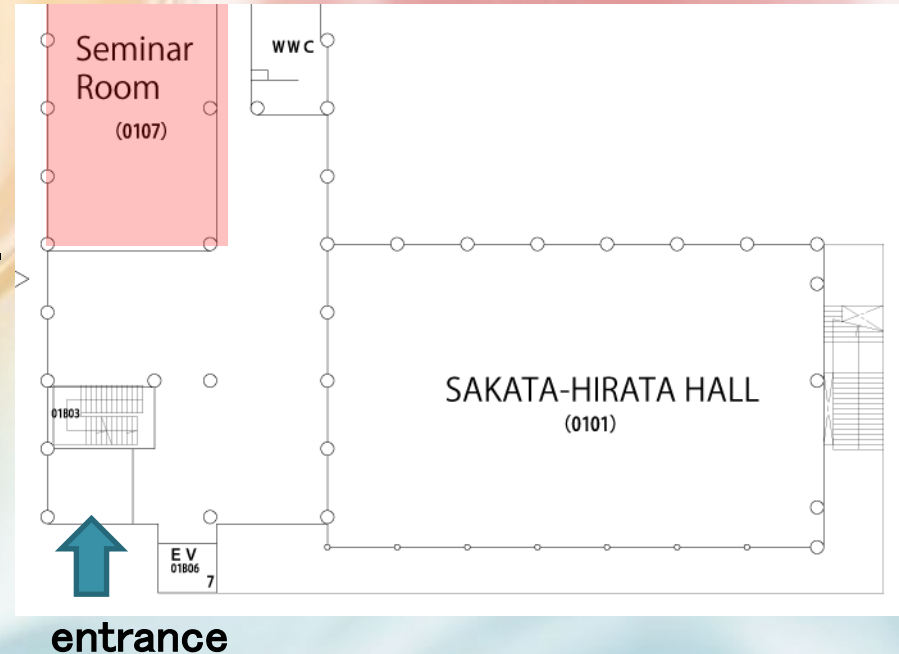
SCIENCE SOUTH BUILDING

- This building is called
“Science South (SS) Building”.
- Open: 8:00 ~ 20:00
 - After 20:00, you can go out, but cannot enter.
- In this building, you can connect to “NUWNET”.
- This hall is named “Sakata–Hirata Hall”.
 - All the plenary session will be held here.
 - During the breaks and lunch time, this hall is NOT locked.
 - We will lock up this hall after the latest session everyday.



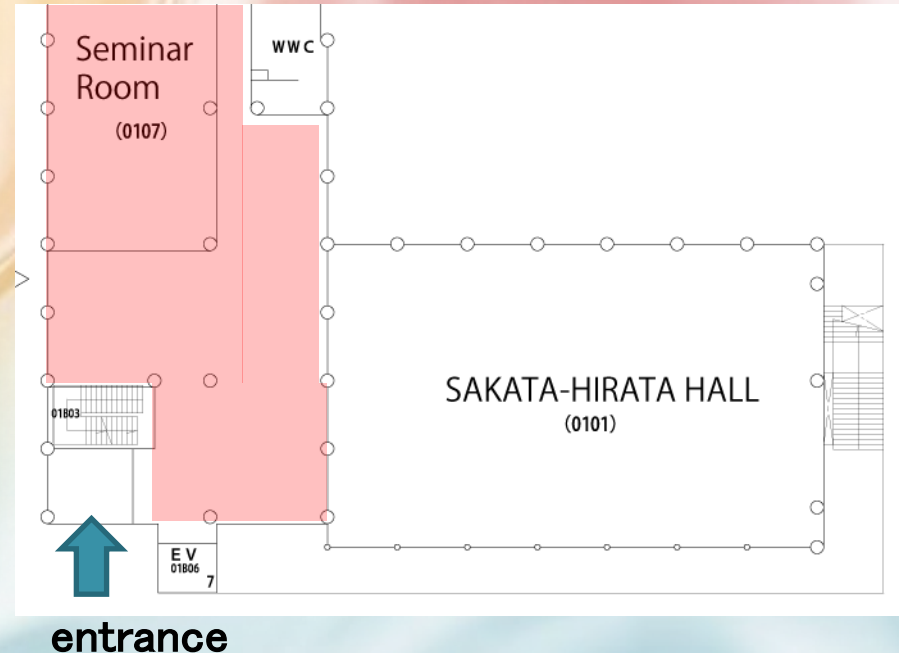
POSTER SESSION

- Poster session will be held on 18th evening just after the last oral session.
- Abstracts are found in the workshop bag.
- Beer, some beverages will be served during the session.
- We like to ask presenters to put the poster on the board soon.



COFFEE BREAK

- Coffee, tea and some refreshments will be served during the break around the entrance of the hall.
- The area indicated by red is allowed to eat and drink.
- We kindly request you not to take any foods and drinks in the hall.



RESTAURANT AND SHOP



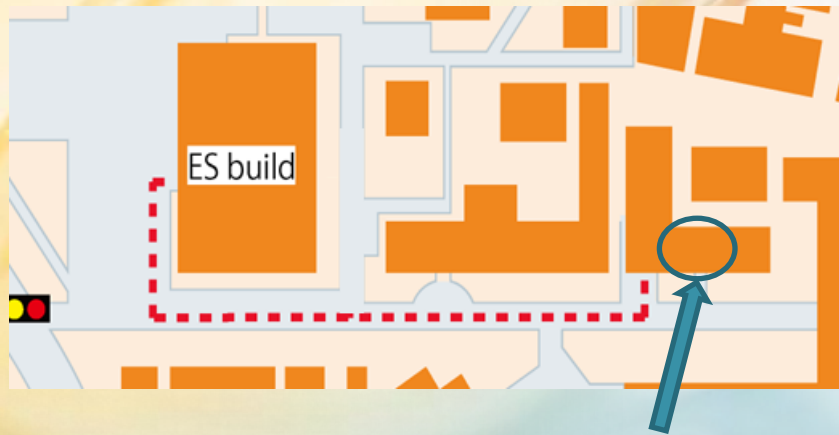
- Restaurant I
“chez jiroud”
French restaurant
- Cafeteria
“Dining forest”
We usually use

- Cafe
“Craig’s Cafe”
sandwich, panino
- Shop
lunch box, snacks
and drinks...

Today, all of them are closed.

WORKSHOP PHOTO

- We will take a workshop photo just before lunch time on 2nd day (18th Sep.).



We are here!



We will take a workshop photo.

- After the 2nd morning session, we will take you to the place for the workshop photo. (The place may be changed depending on weather.)

SOCIAL PROGRAM

- Workshop dinner
 - 3rd day night (19th Sep.)
 - At an old Japanese temple named “Koshoji”, we will have a dinner.
 - A map to Koshoji is included in the workshop bag.
 - We guide you to Koshoji just after the latest session.
- Excursion
 - 4th day afternoon (20th Sep.)
 - We will visit a Samurai culture museum and Japanese styled garden by bus.
 - Brief introduction is included in the bag.
 - We take you to the bus just after the 2nd morning session.



WIRELESS NETWORK

- Instruction is put in the workshop bag.
- You need not only to connect to "NUWNET" but also "log-in" on the browser. (After getting the connection, please open your browser.)
- Your ID and password to connect NUWNET is put in the your name tag holder.


DESK FOR SIGHTSEEING

- The desk for sightseeing is available.
 - 17th 08:30–17:00, 18th 09:00–17:00,
19th 09:00–17:00, 20th 09:30–13:00
21th 09:30–13:00
- They recommend some place for sightseeing or dinner for Nagoya-specific meals.
- Since they are not a travel agency, they can not reserve the tickets and so on. But, they help you.



ORGANIZERS

- Organizers have a red-colored name tag.
- If you have any questions, call to us.



Enjoy TAU2012!

